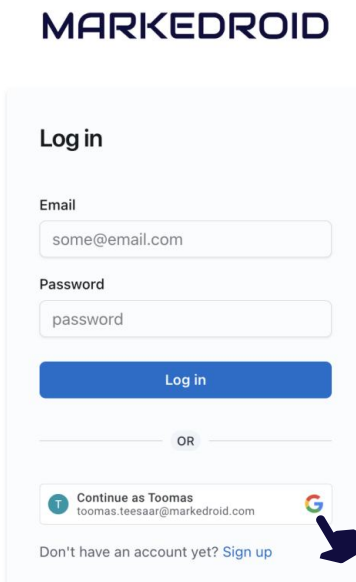


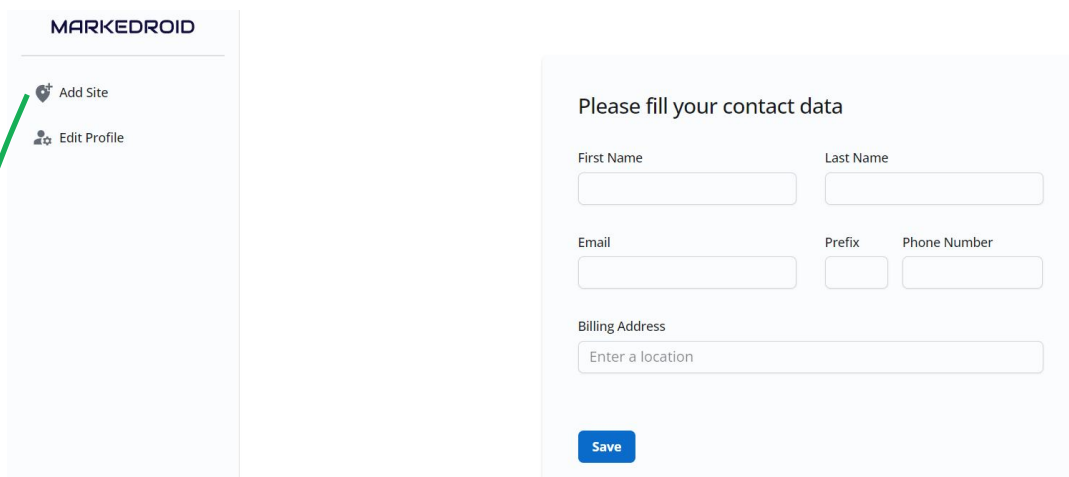
Kuidas sisse logida ning ühendada oma seade?

Samm 1. Ava <https://app.markedroid.com/>

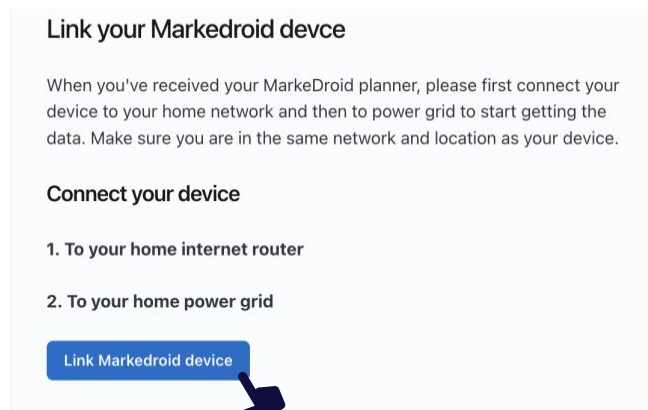
Samm 2. Siin saate sisse logida oma Google kasutajaga.



Samm 3. Sisse logides lisage oma kontaktandmed ning vajutage [Save](#).



Samm 4. MarkeDroidi logo all vajutage [Add Site](#), et ühendada oma seade asukohaga.



Samm 5. Vajutage [Link Markedroid device](#) kui Teie MarkeDroidi seade ning inverter on samas WIFI-võrgus.